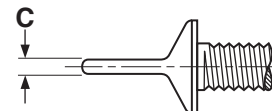
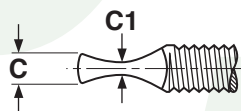
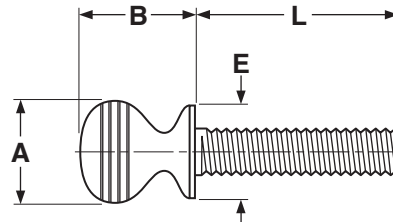
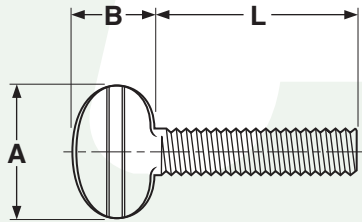


Thumb & Wing Screws

Thumb Screws

Revised
Standard

TYPE-A REGULAR THUMB SCREWS, WITH AND WITHOUT SHOULDER

IFI-156 2002

Nominal Screw Size	Threads per Inch	A		B		C		E		L	
		Head Width		Head Height		Head Thickness		Shoulder Diameter		Practical Screw Lengths	
		Max	Min	Max	Min	Max	Min	Max	Min	Max	Min
6	32	0.31	0.29	0.33	0.31	0.05	0.04	0.25	0.23	0.75	0.25
8	32	0.36	0.34	0.38	0.36	0.06	0.05	0.31	0.29	0.75	0.38
10	24 & 32	0.42	0.40	0.48	0.46	0.06	0.05	0.35	0.32	1.00	0.38
12	24	0.48	0.46	0.54	0.52	0.06	0.05	0.40	0.38	1.00	0.38
1/4	20	0.55	0.52	0.64	0.61	0.07	0.05	0.47	0.44	1.50	0.50
5/16	18	0.70	0.67	0.78	0.75	0.09	0.07	0.59	0.56	1.50	0.50
3/8	16	0.83	0.80	0.95	0.92	0.11	0.09	0.76	0.71	2.00	0.75
Tolerance on Length		Nominal Screw Length									
		Up to 1 in., incl.				Over 1 to 2 in., incl.				Over 2 in.	
		±0.03				±0.06				±0.09	

IFI-156 2002 is based on the ASME B 18.17 standard which has been withdrawn by ASME.