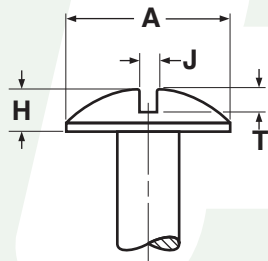


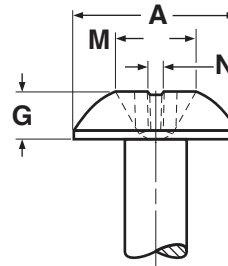
Self-Tapping Screws

Head Dimensions

Truss & Wafer



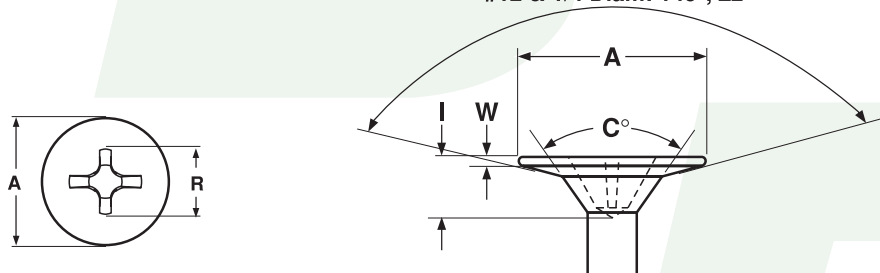
Slotted



Phillips

| TRUSS HEADS FOR SELF-TAPPING SCREWS | | | | | | | | | | | | | ASME B18.6.4-1998 |
|-------------------------------------|---------------|------|----------------|------|------------|------|------------|------|----------------------|------|-------|-------|----------------------|
| Nominal Size | A | | H | | J | | T | | M | | G | N | Phillips Driver Size |
| | Head Diameter | | Height of Head | | Slot Width | | Slot Depth | | Dimensions of Recess | | | | |
| | Max | Min | Max | Min | Max | Min | Max | Min | Diameter | | Depth | Width | |
| | | | | | | | | | Max | Min | Max | Min | |
| 2 | .194 | .180 | .053 | .044 | .031 | .023 | .031 | .022 | .104 | .091 | .050 | .018 | 1 |
| 4 | .257 | .241 | .069 | .059 | .039 | .031 | .040 | .030 | .112 | .099 | .069 | .018 | 1 |
| 5 | .289 | .272 | .078 | .066 | .043 | .035 | .045 | .034 | .128 | .115 | .076 | .019 | 1 |
| 6 | .321 | .303 | .086 | .074 | .048 | .039 | .050 | .037 | .158 | .145 | .084 | .027 | 2 |
| 7 | .352 | .333 | .094 | .081 | .048 | .039 | .054 | .041 | .165 | .152 | .078 | .028 | 2 |
| 8 | .384 | .364 | .102 | .088 | .054 | .045 | .058 | .045 | .173 | .160 | .099 | .029 | 2 |
| 10 | .448 | .425 | .118 | .103 | .060 | .050 | .068 | .053 | .188 | .175 | .115 | .030 | 2 |
| 12 | .511 | .487 | .134 | .118 | .067 | .056 | .077 | .061 | .248 | .235 | .128 | .032 | 3 |
| 14 | .557 | .530 | .146 | .129 | .075 | .064 | .085 | .068 | .263 | .250 | .130 | .033 | 3 |
| 1/4 | .573 | .546 | .150 | .133 | .075 | .064 | .087 | .070 | .263 | .250 | .143 | .033 | 3 |
| 5/16 | .698 | .666 | .183 | .162 | .084 | .072 | .106 | .085 | .352 | .339 | .193 | .059 | 4 |
| 3/8 | .823 | .787 | .215 | .191 | .094 | .081 | .124 | .100 | .383 | .370 | .226 | .063 | 4 |

#8 & 10 Diam: 150°, ±2°
 #12 & 1/4 Diam: 140°, ±2°



| WAFER HEADS FOR SELF-DRILLING SCREWS | | | | | | | | | | |
|--------------------------------------|---------------|------|-----------------|------|--------------|------|-----------------|------|--------------------------|----------------------|
| Nominal Size | A | | R | | I | | W | | Bottom Countersink Angle | Phillips Driver Size |
| | Head Diameter | | Recess Diameter | | Recess Depth | | Wafer Thickness | | | |
| | Max. | Min. | Max | Min | Max | Min | Max | Min | | |
| 8 | .380 | .359 | .189 | .176 | .110 | .086 | .035 | .025 | 50° | 2 |
| 10 | .516 | .441 | .204 | .190 | .134 | .093 | .040 | .031 | 80° | 2 |
| 12 | .552 | .511 | .268 | .254 | .139 | .115 | .040 | .031 | 70° | 3 |
| 1/4 | .620 | .580 | .282 | .267 | .160 | .135 | .042 | .033 | 70° | 3 |

NOTE: There is no single standard for Wafer head dimensions. These values are offered as a guide; deviations from these specifications may occur