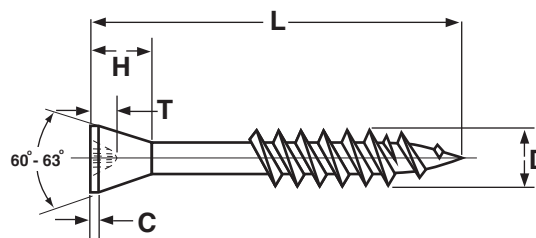
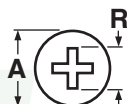


Phillips & Square Drive

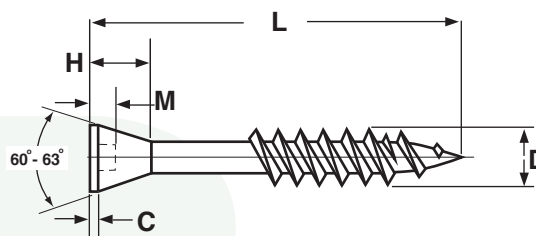
Trim Head Drywall Screws

Self-Tapping Screws

Phillips Drive Trim Head



Square Drive Trim Head



TRIM HEAD DRYWALL SCREWS																	
Nominal Size & Threads per Inch	A		R		T		S		M		C		D		H		Drive Size
	Max	Min	Max	Min	Max	Min	Max	Min	Max	Min	Max	Min	Max	Min	Max	Min	
6 - 18	.236	.216	.154	.141	.075	.051	.106	.091	.071	.055	.031	.023	.142	.133	.150	.133	#1
8 - 15	.276	.256	.185	.169	.104	.080	.113	.110	.075	.065	.031	.023	.169	.161	.150	.133	#2
Tolerance on Length									± 0.06								

NOTE: There is no single standard for trim head dry-wall screw dimensions. These values are offered as a guide; deviations from these specifications may occur.

Description	A screw with twinfast thread, extra sharp point and countersunk flat head of a width 1/3 less than a standard bugle drywall screws.
Applications/Advantages	For attaching wood trim to wood framing of up to 20 gage thick. The square drive variety is preferred when greater torque is required during installation.
Material	AISI 1018 or equivalent steel
Heat Treatment	Screws shall be quenched in liquid and then tempered by reheating to 650°F minimum.
Case Depth	.004 in. minimum
Surface Hardness	Vickers HV 550 - 800 (Rockwell C 52.3 - 64)
Core Hardness	HV 270 - 450 (Rockwell C 25.6 - 45.3)
Plating	Black phosphate finish