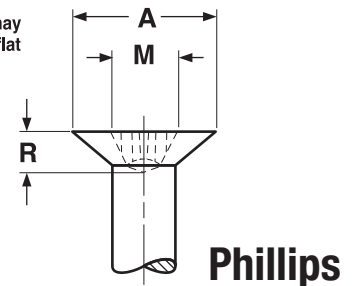
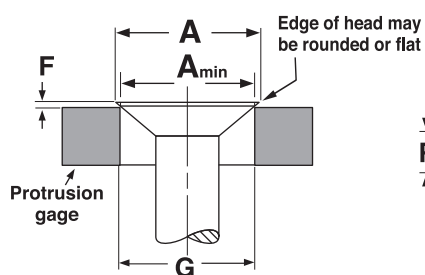
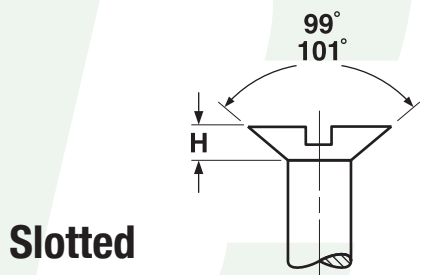
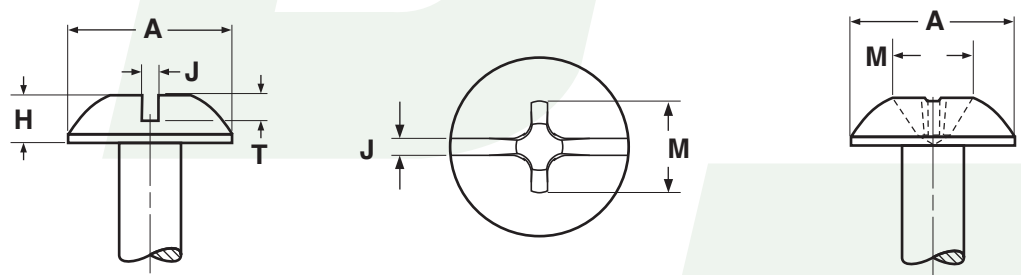


MACHINE SCREWS

100° Flat Combo Truss HEAD DIMENSIONS



FLAT HEAD 100° FOR MACHINE SCREWS														ASME B18.6.3-2013		
Nominal Size	A		H		J		T		M		R		F		G	Phillips Driver Size
	Head Dimensions				Slot Dimensions				Recess Dimensions				Protrusion Above Gaging Diameter			
	Diameter		Height		Width		Depth		Diam.	Penetration Gaging Depth		Gaging Diameter				
	Max	Min	Max	Min	Max	Min	Max	Min	Ref	Max	Min	Max	Min			
0	.112	.095	.026	.019	.023	.016	.013	.008	.054	.035	.019	.020	.012	.074	0	
2	.162	.142	.037	.029	.031	.023	.019	.012	.088	.056	.040	.022	.014	.121	1	
4	.212	.188	.049	.039	.039	.031	.024	.017	.110	.078	.062	.025	.016	.167	1	
6	.262	.235	.060	.049	.048	.039	.030	.022	.148	.086	.063	.028	.017	.214	2	
8	.312	.282	.072	.060	.054	.045	.036	.027	.162	.101	.078	.031	.019	.261	2	
10	.362	.329	.083	.070	.060	.050	.042	.031	.178	.116	.093	.034	.021	.307	2	
12	.438	.375	.095	.080	-	-	.050	.039	-	-	-	.037	.023	-	3	
1/4	.477	.437	.110	.094	.075	.064	.055	.042	.240	.135	.112	.040	.025	.415	3	
5/16	.597	.550	.138	.118	.084	.072	.069	.053	.310	.168	.146	.047	.030	.526	4	
3/8	.717	.662	.165	.143	.094	.081	.083	.065	.335	.193	.171	.053	.034	.638	4	



COMBINATION DRIVE TRUSS HEADS FOR MACHINE SCREWS												ASME B 18.6.3-2013	
Nominal Size	A		H		J		T		M	Recess Penetration Gaging Depth		Phillips Driver Size	
	Head Diameter		Height of Head		Width of Slot		Depth of Slot		Recess Diameter	Gaging Depth			
	Max	Min	Max	Min	Max	Min	Max	Min	Ref	Max	Min		
4	.257	.241	.069	.059	.039	.031	.040	.027	.105	.062	.044	1	
6	.321	.303	.086	.074	.048	.039	.050	.033	.151	.073	.048	2	
8	.384	.364	.102	.088	.054	.045	.058	.040	.166	.088	.063	2	
10	.448	.425	.118	.103	.060	.050	.068	.048	.181	.104	.079	2	
12	.511	.487	.134	.118	.067	.056	.077	.055	.241	.111	.086	3	
1/4	.573	.546	.150	.133	.075	.064	.087	.063	.256	.126	.101	3	