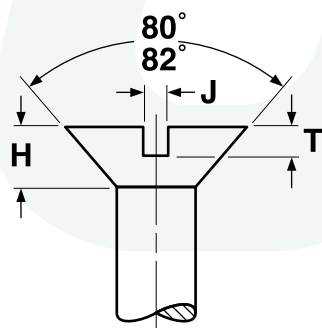
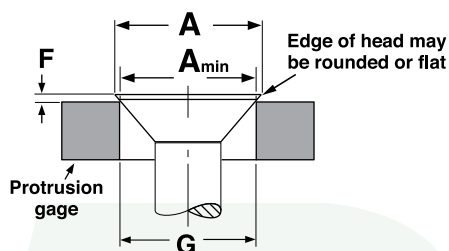


# Machine Screws Head Dimensions

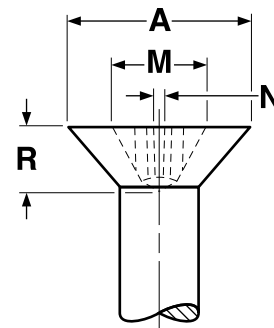
82° Flat



**Slotted**



**Phillips**



## FLAT HEADS FOR MACHINE SCREWS

ASME  
B18.6.3-2002

Nominal Size	A		H		J		T		M	R	N	F		G	Phillips Driver Size
	Head Dimensions				Slot Dimensions				Recess Dimensions			Protrusion Above Gaging Diameter		Gaging Diameter	
	Diameter		Height		Width		Depth		Diam.	Depth	Width	Max	Min		
	Max	Min	Max	Min	Max	Min	Max	Min	Ref	Ref	Ref	Max	Min		
0	.112	.096	.035	.026	.023	.016	.015	.010	.062	.035	.014	.026	.016	.078	0
1	.137	.120	.043	.033	.026	.019	.019	.012	.070	.043	.015	.028	.016	.101	0
2	.162	.144	.051	.040	.031	.023	.023	.015	.096	.055	.017	.029	.017	.124	1
3	.187	.167	.059	.047	.035	.027	.027	.017	.100	.060	.018	.031	.018	.148	1
4	.212	.191	.067	.055	.039	.031	.030	.020	.122	.081	.018	.032	.019	.172	1
5	.237	.215	.075	.062	.043	.035	.034	.022	.148	.074	.027	.034	.020	.196	2
6	.262	.238	.083	.069	.048	.039	.038	.024	.168	.094	.029	.036	.021	.220	2
8	.312	.285	.100	.084	.054	.045	.045	.029	.182	.110	.030	.039	.023	.267	2
10	.362	.333	.116	.098	.060	.050	.053	.034	.198	.124	.032	.042	.025	.313	2
12	.412	.380	.132	.112	.067	.056	.060	.039	.262	.144	.035	.045	.027	.362	3
1/4	.477	.442	.153	.131	.075	.064	.070	.046	.276	.160	.036	.050	.029	.424	3
5/16	.597	.556	.191	.165	.084	.072	.088	.058	.358	.205	.061	.057	.034	.539	4
3/8	.717	.670	.230	.200	.094	.081	.106	.070	.386	.234	.065	.065	.039	.653	4
1/2	.815	.765	.223	.186	.106	.091	.103	.065	.418	.265	.069	.081	.049	.739	4